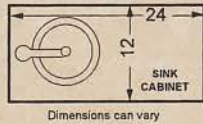
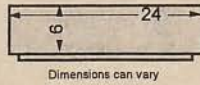


BATH CABINET Often located in back of a toilet. Clothes hamper in bottom.



SINK CABINET Standard with baths below. Available separately.



VANITY CABINET with 3 lights and mirror. Size can vary. Locate over Galley

Getting a little stressed? It's OK!

Everyone does from time to time when they design their own plan. However, with patience, persistence and some compromising, it *will* all come together. Over the years we've found that practically *everyone* is very pleased with their design after it's built. In fact, many will order their next Sportsmobile just like it. A Sportsmobile is a substantial investment for most people—why not have it just the way *you* want it?



TOILET CABINET With door for Porta Potti or Marine Toilet. Padded top hinges up.



PORTA POTTI CURVE Conveniently stows in a cabinet or use in a shower.



MARINE TOILET Permanently installed with a separate black water holding tank.

Most popular Dinettes L, W, G.

- TABLE
- 18 X 40
- or
- 20 X 40

TABLE

20 X 26

TABLE

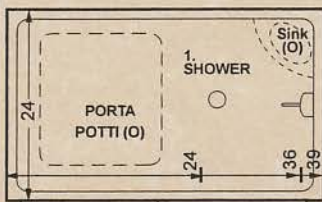
18 X 18

TABLE Can be any size or shape. Most owners prefer to wait until they take delivery to decide on dimensions and location. Table top has Wilson Art laminate.

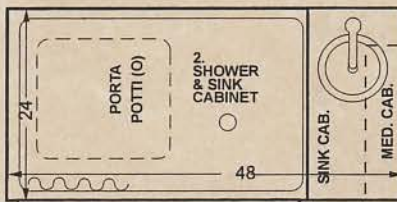
Table can be mounted on recessed floor socket. Or a flat base for use anywhere in van or outside. A tripod base is also available

BATHS • All include a grey water holding tank, shower curtain and ceiling light. • Bath doors can be single or bifold. • Bath windows are available. See price sheets.

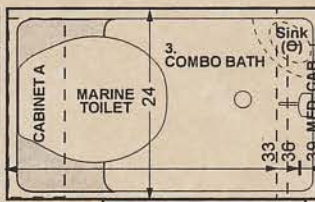
FOR MORE BATH INFORMATION see Sportsmobile.com — Bath Options.



1. SHOWER A Porta Potti (O) can locate in shower. If the 24" long shower is included the Porta Potti can face out (open the door to use).



2. SHOWER & SINK CABINET Includes Medicine Cabinet. Faucet pulls out for showering.



3. COMBO BATH Includes Medicine Cabinet and Cabinet A.



4. COMBO BATH & SINK CABINET Includes Medicine Cabinet and Cabinet A.

NEED A SPECIAL CABINET?

- Lay it out here.
- We will cost it for you when you send your plan to Sportsmobile for review.

SCALE: 1/2" = 1 FOOT

