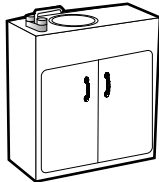
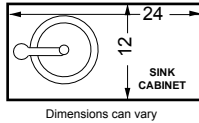

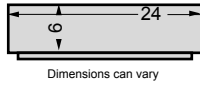


**BATH CABINET** Often located in back of a toilet. Clothes hamper in bottom.



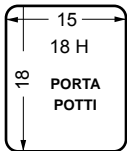
**SINK CABINET** (o) Standard with baths below. Available separately.



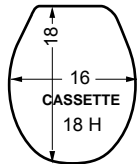
**VANITY CABINET** w/light. Size can vary.

**Getting a little stressed? It's OK!**

Everyone does from time to time when they design their own plan. However, with patience, persistence and some compromising, it **will** all come together. Over the years we've found that practically **everyone** is very pleased with their design after it's built. In fact, many will order their next Sportsmobile just like it. A Sportsmobile is a substantial investment for most people—why not have it just the way **you** want it?



**PORTA POTTI** Conveniently stows in a cabinet or use in a shower.



**CASSETTE TOILET** Permanent install.



**MARINE TOILET** Permanently installed with a separate black water holding tank under it.

Most popular size w/Dinettes

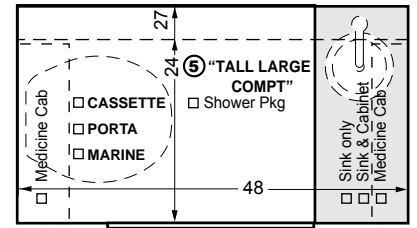
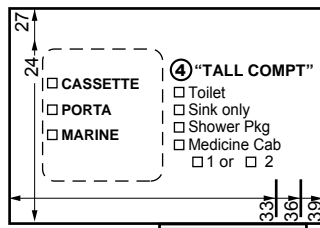
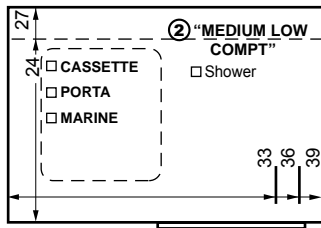
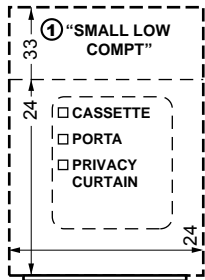
- TABLE 18 X 40
- or
- TABLE 20 X 40

TABLE 20 X 26

TABLE 18 X 18

**TABLE** Can be any size or shape. Most owners prefer to wait until they take delivery to decide on dimensions.

Table can be mounted on recessed floor socket. Or a flat base for use anywhere in van or outside. A tripod base is also available



Check the "Compartment" you want  and the "Options."

**Build Your Own Bath.** Suggestion — see "Baths" on website drop down menu. Select a Compartment. Then add a toilet and other items of your choice. Price? Check the items on our Interior Options price sheets and total.

**NOTE:** Dimensions are approximate. Custom Baths are available.

**NEED A SPECIAL CABINET?**

- Lay it out here.
- We will cost it for you when you send your plan to Sportsmobile for review.

SCALE: 1/2" = 1 FOOT

