



Sportsmobile North Inc ■  
 Sportsmobile West Inc ■  
 Sportsmobile Texas Inc ■

It's a Lifestyle

# Select Your Van

## 2020 TRANSIT

FORD EFF. 9/1/19

NAME \_\_\_\_\_ State \_\_\_\_\_

\$2,000 Deposit Attached (Deposits non-refundable)

THIS ORDER ACCEPTED BY CUSTOMER:

SIGNED \_\_\_\_\_ DATE \_\_\_\_/\_\_\_\_/\_\_\_\_

### STANDARD EQUIPMENT

Rear Wheel Drive  
 Gas Engine 3.5L V6  
 Horse Power 271 • Torque 260  
 Trans 10 Speed Automatic  
 Fuel Tank 25 gal.

Seats Vinyl • 2-way Manual Adj.  
 AM/FM/Bluetooth/USB 4" Display  
 Tilt Wheel  
 Glove Box with Lock  
 Power Door Locks  
 Power Windows  
 Power Mirrors  
 Keyless Entry  
 Airbags Front/Side/Head, Driver/Passenger  
 Map Light  
 Rear Camera with Trailer Hitch Assist  
 Aux Fuel Port

Alternator 240 amps  
 Battery 70amp  
 Axle Ratio 3.73  
 Advanced Track, Roll Stability Roll Control  
 Co-Pilot 360 Technology, Automatic Emergency Braking  
 Forward Collision Warning  
 Pre-Collision Automatic Braking  
 Lane Keep Assist  
 Steering is Electric/Power Assist  
 Auto Rain Wipers  
 Brakes Disc Anti-Lock  
 Tire Monitoring System  
 Wheels 16" x 6.5"  
 Tires 235/65/16  
 Full Spare Tire  
 Side Wind Stabilization

### LIMITED WARRANTY

BASIC LIMITED 3 years or 36,000 miles/whichever comes first.  
 DIESEL ENGINE COMPONENTS 5 yr/100,000

THE ABOVE INFORMATION at time of printing is from chassis manufacturer's Specifications. Sportsmobile cannot be responsible for completeness or accuracy or changes. See the van chassis manufacturer's website for latest information.

### WHICH GVWR DO I NEED?

Transit has 4 to choose from. Considerations are: Conversion weight, towing, cargo and number of passengers. Please see Sportsmobile's web site — Transit Van Menu buttons for more info.

### AXLE RATIOS

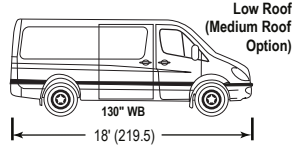
Axle: 3.5 V6  
 STD - Low-Med 3.73  
 STD - Hi 4.10

### LIMITED SLIP OPTION

Low-Med 3.73  
 3.5 Eco Boost V6 & 2.0L I4 Turbo Diesel HP - 306 Torque - 400  
 2.0L Eco Boost Bio-Turbo I4 Diesel HP - 210 Torque - 369  
 STD Low-Med-Hi 3.31

### LIMITED SLIP OPTION

Low-Med-Hi 3.31 | 3.73



### RB (REGULAR BODY) 150 GVWR 8670

Gas Engine 3.5L V6 • Trans 10 speed Auto  
 MSRP \$36,005 • Discount (990) • Total \_\_\_\_\_ \$35,015

With Low Roof \_\_\_\_\_ Std  
 If Medium Roof add \_\_\_\_\_ 1,150

### RB (REGULAR BODY) 250 GVWR 9070

Gas Engine 3.5L V6 • Trans 10 speed Auto  
 MSRP \$36,955 • Discount (990) • Total \_\_\_\_\_ \$35,965

With Low Roof \_\_\_\_\_ Std  
 If Medium Roof add \_\_\_\_\_ 1,150

### RB (REGULAR BODY) 350 GVWR 9500

Gas Engine 3.5L V6 • Trans 10 speed Auto  
 MSRP \$38,205 • Discount (990) • Total \_\_\_\_\_ \$37,215

With Low Roof \_\_\_\_\_ Std  
 If Medium Roof add \_\_\_\_\_ 1,150

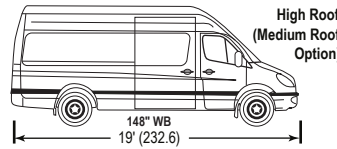
### OPTIONS FOR ABOVE

Gas Eng. 3.5L Eco Boost V6 \_\_\_\_\_ \$1,361  
 Diesel 2.0L I4 Power Stroke Turbo \_\_\_\_\_ 3,636  
 Additional Options (See below) \_\_\_\_\_

### GROSS TOTAL \$

All Prices Plus TT&L Your State.

Note: Transit name for this body is LONG BODY



### EB (EXTENDED BODY) 150 GVWR 8670

Gas Engine 3.5L V6 • Trans 10 speed Auto  
 MSRP \$37,280 • Discount (990) • Total \_\_\_\_\_ \$36,290

With Low Roof \_\_\_\_\_ Std  
 If Medium Roof add \_\_\_\_\_ 1,150

### EB (EXTENDED BODY) 250 GVWR 9070

Gas Engine 3.5L V6 • Trans 10 speed Auto  
 MSRP \$38,230 • Discount (990) • Total \_\_\_\_\_ \$37,240

With Low Roof \_\_\_\_\_ Std  
 If Medium Roof add \_\_\_\_\_ 1,150  
 If High Roof add \_\_\_\_\_ 3,300

### EB (EXTENDED BODY) 350 GVWR 9500

Gas Engine 3.5L V6 • Trans 10 speed Auto  
 MSRP \$39,480 • Discount (990) • Total \_\_\_\_\_ \$38,490

With Low Roof \_\_\_\_\_ Std  
 If add Medium Roof \_\_\_\_\_ 1,150  
 If High Roof add \_\_\_\_\_ 3,300

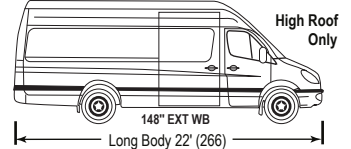
### OPTIONS FOR ABOVE

Gas Eng. 3.5L Eco Boost V6 \_\_\_\_\_ \$1,361  
 Diesel 2.0L I4 Power Stroke Turbo \_\_\_\_\_ 3,636  
 Additional Options (See below) \_\_\_\_\_

### GROSS TOTAL \$

All Prices Plus TT&L Your State.

Note: Transit name for this body is EXTENDED LENGTH



### LB (EXTENDED LENGTH) 250 GVWR 9070

Gas Engine 3.5L V6 • Trans 10 speed Auto  
 MSRP \$42,750 • Discount (990) • Total \_\_\_\_\_ \$41,760

Available with High Roof only \_\_\_\_\_ Std

### LB (EXTENDED LENGTH) 350 GVWR 9500

Gas Engine 3.5L V6 • Trans 10 speed Auto  
 MSRP \$44,000 • Discount (990) • Total \_\_\_\_\_ \$43,010

Available with High Roof only \_\_\_\_\_ Std

### LB (EXTENDED LENGTH) 350 HD GVWR 9950

Gas Engine 3.5L V6 • Trans 10 speed Auto  
 Dual Rear Wheels.  
 MSRP \$45,105 • Discount (990) • Total \_\_\_\_\_ \$44,115

Available with High Roof only \_\_\_\_\_ Std  
 GVWR 10,360 \_\_\_\_\_ 350

### OPTIONS FOR ABOVE

Gas Eng. 3.5L Eco Boost V6 \_\_\_\_\_ \$1,361  
 Diesel 2.0L I4 Power Stroke Turbo \_\_\_\_\_ 3,636  
 Additional Options (See below) \_\_\_\_\_

### GROSS TOTAL \$

All Prices Plus TT&L Your State.

### Additional Options

TRANSIT AWD	COMFORT / CONVENIENCE	APPEARANCE	REAR WINDOW DEFROST
_____ 4,695	CLOTH MANUAL SEATS Dr/Pass _____ 115	16" ALUMINUM WHEELS Easy Clean (Single Rear Wheel) _____ 425	REVERSE SENSING _____ 295
CLOTH 10 WAY POWER Dr/Pass _____ 990	LEATHER SEATS, Ebony color only, driver & passenger 10-way powered. Includes side air bags _____ 1,160	16" HEAVY DUTY FORGED ALUMINUM WHEELS (DRW) _____ 940	ACTIVE PARKING ASSIST (N/A in LB) _____ 895
DARK GREY CLOTH 4-way manual swivel Dr/Pass _____ 1,385	PUSH DOWN MANUAL BRAKE _____ 195	WHEEL WELL LINERS Front _____ 295	BLIND SPOT WARNING SYSTEM _____ 595
AUTO LAMPS _____ 35	POWER MIRRORS, short arm w/turn signal _____ 160	RUNNING BOARD (Short Passenger) _____ 310	FRONT/REAR SPLIT CAMERA _____ 1,135
KEYLESS ENTRY PAD, driver door _____ 95	long arm w/turn Signal _____ 220	EXTENDED LENGTH RUNNING BOARDS (Passenger Long / Dr Short N/A w/Diesel) _____ 655	CRUISE CONTROL _____ 155
REMOTE START _____ 495	VEHICLE MAINTENANCE MONITOR _____ 45	PASS POWERED RUNNING BOARD LONG & SHORT FIXED DR BOARD _____ 940	ADAPTIVE CRUISE CONTROL _____ 755
VEHICLE MAINTENANCE MONITOR _____ 45	POWER SLIDING DOOR N/A Low Roof _____ 995	FIXED REAR DOOR GLASS _____ 75	LIMITED SLIP _____ 325
POWER SLIDING DOOR N/A Low Roof _____ 995	AM/FM STEREO BLUETOOTH, SIRIUS, SYNC w/4" Display _____ 520	FIXED REAR DOOR GLASS w/Pass Side Glass _____ 273	TRAILER BRAKE CONTROL _____ 405
NAV AM/FM STEREO BLUETOOTH, SIRIUS, SYNC w/8" Touch Display _____ 1,220	ASSIST HANDLES _____ 60	Tinted Rear Windows w/Defrost _____ 360	TRAILER HITCH w/7-way Wire Harness _____ 485
ASSIST HANDLES _____ 60		EXTERIOR UPGRADE PACKAGE _____ 360	TRAILER WIRING only _____ 295
		<b>PERFORMANCE</b>	DAY TIME RUNNING LIGHTS _____ 45
		DUAL ALTERNATOR 250 each (Gas Only) _____ 845	FOG LIGHTS _____ 105
		ENGINE BLOCK HEATER _____ 75	SUNVISORS with Illuminated Mirror _____ 75
		EXTENDED RANGE FUEL TANK (31G) N/A 130" Wheel Base _____ 285	2 EXTRA KEYS _____ 75
		HEAVY DUTY FRONT AXLE (Standard with AWD) _____ 315	<b>LOW ROOF VANS</b>
		<b>SAFETY/ SECURITY</b>	SIDE DOORS HINGED 60/40 in place of sliding door _____ N/C
		ALARM _____ 155	LOW ROOF ONLY
			<b>4x4 Quigley</b> _____ 13,145
			Chassis size and Sportsmobile location will determine shipping cost _____ 1,500 - 3,000
			<b>ADDITIONAL OPTIONS TOTAL \$</b> _____

### TRANSIT VAN Colors

OXFORD WHITE _____ N/C	INGOT SILVER (M) _____ 200	GREEN GEM (M) _____ 200	Interior Color All Grey
RACE RED _____ N/C	MAGNETIC (M) _____ 200	DIFFUSED SILVER (M) _____ 200	
AGATE BLACK (M) _____ 200	BLUE JEAN (M) _____ 200	KAPOOR RED (M) _____ 200	

