



Sportsmobile North Inc
 Sportsmobile West Inc
 Sportsmobile Texas Inc

It's a Lifestyle

Select Your Van

2020 TRANSIT

FORD EFF. 9/1/19

NAME _____ State _____

 \$2,000 Deposit Attached (Deposits non-refundable)
 THIS ORDER ACCEPTED BY CUSTOMER:
 SIGNED _____ DATE ____/____/____

STANDARD EQUIPMENT

Rear Wheel Drive
 Gas Engine 3.5L V6
 Horse Power 271 • Torque 260
 Trans 10 Speed Automatic
 Fuel Tank 25 gal.

Seats Vinyl • 2-way Manual Adj.
 AM/FM/Bluetooth/USB 4" Display
 Tilt Wheel
 Glove Box with Lock
 Power Door Locks
 Power Windows
 Power Mirrors
 Keyless Entry
 Airbags Front/Side/Head, Driver/Passenger
 Map Light
 Rear Camera with Trailer Hitch Assist
 Aux Fuel Port

Alternator 240 amps
 Battery 70amp
 Axle Ratio 3.73
 Advanced Track, Roll Stability Roll Control
 Co-Pilot 360 Technology, Automatic Emergency Braking
 Forward Collision Warning
 Pre-Collision Automatic Braking
 Lane Keep Assist
 Steering is Electric/Power Assist
 Auto Rain Wipers
 Brakes Disc Anti-Lock
 Tire Monitoring System
 Wheels 16" x 6.5"
 Tires 235/65/16
 Full Spare Tire
 Side Wind Stabilization

LIMITED WARRANTY

BASIC LIMITED 3 years or 36,000 miles/whichever comes first.
 DIESEL ENGINE COMPONENTS 5 yr/100,000

THE ABOVE INFORMATION at time of printing is from chassis manufacturer's Specifications. Sportsmobile cannot be responsible for completeness or accuracy or changes. See the van chassis manufacturer's website for latest information.

WHICH GVWR DO I NEED?

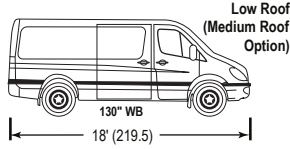
Transit has 4 to choose from. Considerations are: Conversion weight, towing, cargo and number of passengers. Please see Sportsmobile's web site — Transit Van Menu buttons for more info.

AXLE RATIOS

Axle: 3.5 V6
 STD - Low-Med 3.73
 STD - Hi 4.10

LIMITED SLIP OPTION
 Low-Med 3.73
 3.5 Eco Boost V6 & 2.0L I4 Turbo Diesel HP - 306 Torque - 400
 2.0L Eco Boost Bio-Turbo I4 Diesel HP - 210 Torque - 369
 STD Low-Med-Hi 3.31
 Option 3.73

LIMITED SLIP OPTION
 Low-Med-Hi 3.31 | 3.73



RB (REGULAR BODY) 150 GVWR 8670

Gas Engine 3.5L V6 • Trans 10 speed Auto
 MSRP \$36,005 • Discount (990) • Total _____ \$35,015

With Low Roof _____ Std
 If Medium Roof add _____ 1,150

RB (REGULAR BODY) 250 GVWR 9070

Gas Engine 3.5L V6 • Trans 10 speed Auto
 MSRP \$36,955 • Discount (990) • Total _____ \$35,965

With Low Roof _____ Std
 If Medium Roof add _____ 1,150

RB (REGULAR BODY) 350 GVWR 9500

Gas Engine 3.5L V6 • Trans 10 speed Auto
 MSRP \$38,205 • Discount (990) • Total _____ \$37,215

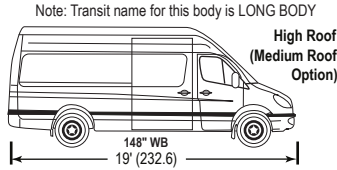
With Low Roof _____ Std
 If Medium Roof add _____ 1,150

OPTIONS FOR ABOVE

Gas Eng. 3.5L Eco Boost V6 _____ \$1,361
 Diesel 2.0L I4 Power Stroke Turbo _____ 3,636
 Additional Options (See below) _____

GROSS TOTAL \$

All Prices Plus TT&L Your State.



EB (EXTENDED BODY) 150 GVWR 8670

Gas Engine 3.5L V6 • Trans 10 speed Auto
 MSRP \$37,280 • Discount (990) • Total _____ \$36,290

With Low Roof _____ Std
 If Medium Roof add _____ 1,150

EB (EXTENDED BODY) 250 GVWR 9070

Gas Engine 3.5L V6 • Trans 10 speed Auto
 MSRP \$38,230 • Discount (990) • Total _____ \$37,240

With Low Roof _____ Std
 If Medium Roof add _____ 1,150
 If High Roof add _____ 3,300

EB (EXTENDED BODY) 350 GVWR 9500

Gas Engine 3.5L V6 • Trans 10 speed Auto
 MSRP \$39,480 • Discount (990) • Total _____ \$38,490

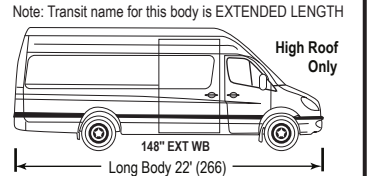
With Low Roof _____ Std
 If add Medium Roof _____ 1,150
 If High Roof add _____ 3,300

OPTIONS FOR ABOVE

Gas Eng. 3.5L Eco Boost V6 _____ \$1,361
 Diesel 2.0L I4 Power Stroke Turbo _____ 3,636
 Additional Options (See below) _____

GROSS TOTAL \$

All Prices Plus TT&L Your State.



LB (EXTENDED LENGTH) 250 GVWR 9070

Gas Engine 3.5L V6 • Trans 10 speed Auto
 MSRP \$42,750 • Discount (990) • Total _____ \$41,760

Available with High Roof only _____ Std

LB (EXTENDED LENGTH) 350 GVWR 9500

Gas Engine 3.5L V6 • Trans 10 speed Auto
 MSRP \$44,000 • Discount (990) • Total _____ \$43,010

Available with High Roof only _____ Std

LB (EXTENDED LENGTH) 350 HD GVWR 9950

Gas Engine 3.5L V6 • Trans 10 speed Auto
 Dual Rear Wheels.
 MSRP \$45,105 • Discount (990) • Total _____ \$44,115

Available with High Roof only _____ Std
 GVWR 10,360 _____ 350

OPTIONS FOR ABOVE

Gas Eng. 3.5L Eco Boost V6 _____ \$1,361
 Diesel 2.0L I4 Power Stroke Turbo _____ 3,636
 Additional Options (See below) _____

GROSS TOTAL \$

All Prices Plus TT&L Your State.

Additional Options

TRANSIT AWD _____ 4,695	APPEARANCE	REAR WINDOW DEFROST _____ 175
COMFORT / CONVENIENCE	16" ALUMINUM WHEELS Easy Clean (Single Rear Wheel) _____ 425	REVERSE SENSING _____ 295
CLOTH MANUAL SEATS Dr/Pass _____ 115	16" HEAVY DUTY FORGED ALUMINUM WHEELS (DRW) _____ 940	ACTIVE PARKING ASSIST (N/A in LB) _____ 895
CLOTH 10 WAY POWER Dr/Pass _____ 990	WHEEL WELL LINERS Front _____ 295	BLIND SPOT WARNING SYSTEM _____ 595
LEATHER SEATS, Ebony color only, driver & passenger 10-way powered. Includes side air bags _____ 1,160	RUNNING BOARD (Short Passenger) _____ 310	FRONT/REAR SPLIT CAMERA _____ 1,135
DARK GREY CLOTH 4-way manual swivel Dr/Pass _____ 1,385	EXTENDED LENGTH RUNNING BOARDS (Passenger Long / Dr Short N/A w/Diesel) _____ 655	CRUISE CONTROL _____ 155
PUSH DOWN MANUAL BRAKE _____ 195	PASS POWERED RUNNING BOARD LONG & SHORT FIXED DR BOARD _____ 940	ADAPTIVE CRUISE CONTROL _____ 755
AUTO LAMPS _____ 35	FIXED REAR DOOR GLASS _____ 75	LIMITED SLIP _____ 325
POWER MIRRORS, short arm w/turn signal _____ 160	FIXED REAR DOOR GLASS w/Pass Side Glass _____ 273	TRAILER BRAKE CONTROL _____ 405
long arm w/turn Signal _____ 220	Tinted Rear Windows w/Defrost _____ 360	TRAILER HITCH w/7-way Wire Harness _____ 485
KEYLESS ENTRY PAD, driver door _____ 95	PERFORMANCE	TRAILER WIRING only _____ 295
REMOTE START _____ 495	DUAL ALTERNATOR 250 each (Gas Only) _____ 845	FOG LIGHTS _____ 105
VEHICLE MAINTENANCE MONITOR _____ 45	ENGINE BLOCK HEATER _____ 75	SUNVISORS with Illuminated Mirror _____ 75
POWER SLIDING DOOR N/A Low Roof _____ 995	EXTENDED RANGE FUEL TANK (31G) N/A 130" Wheel Base _____ 285	2 EXTRA KEYS _____ 75
AM/FM STEREO BLUETOOTH, SIRIUS, SYNC w/4" Display _____ 520	HEAVY DUTY FRONT AXLE (Standard with AWD) _____ 315	LOW ROOF VANS
NAV AM/FM STEREO BLUETOOTH, SIRIUS, SYNC w/8" Touch Display _____ 1,220	SAFETY/ SECURITY	SIDE DOORS HINGED 60/40 in place of sliding door _____ N/C
ASSIST HANDLES _____ 60	ALARM _____ 155	LOW ROOF ONLY _____
		4x4 Quigley _____ 13,145
		Chassis size and Sportsmobile location will determine shipping cost _____ 1,500 - 3,000
		ADDITIONAL OPTIONS TOTAL \$ _____

TRANSIT VAN Colors

OXFORD WHITE _____ N/C	INGOT SILVER (M) _____ 200	GREEN GEM (M) _____ 200	Interior Color All Grey
RACE RED _____ N/C	MAGNETIC (M) _____ 200	DIFFUSED SILVER (M) _____ 200	
AGATE BLACK (M) _____ 200	BLUE JEAN (M) _____ 200	KAPOOR RED (M) _____ 200	

