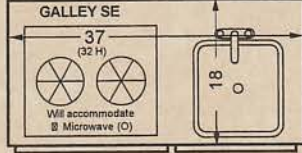
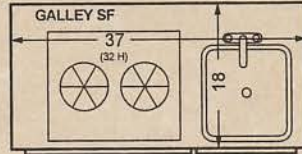


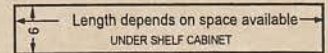
**GALLEY SB** If the Standard Equipment Package 3 CF refrigerator is not installed, the refrigerator area becomes storage.



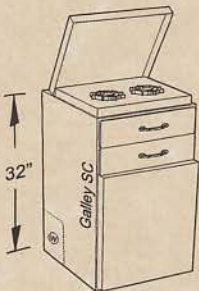
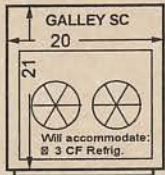
**GALLEY SE** Space for microwave (O), or use space for storage with a door. Stoves and propane system can be deleted for credit.



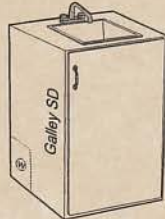
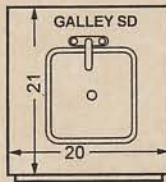
**GALLEY SF** 18" depth of galley E and F allows for walk space when located across from gauchio when bed is made up. Sliding or hinged doors.



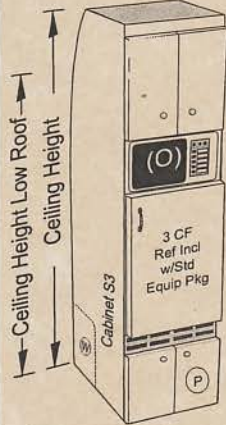
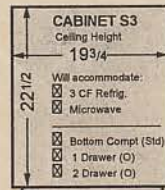
**UNDER CABINET SHELF** Can be installed over a galley or storage cabinet. Includes 2 LED lights.



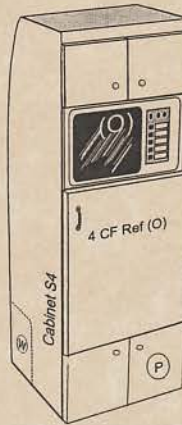
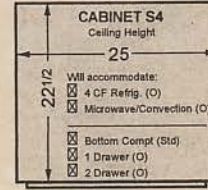
**GALLEY SC** If a 3 CF refrigerator is not installed in this cabinet, the space becomes storage.



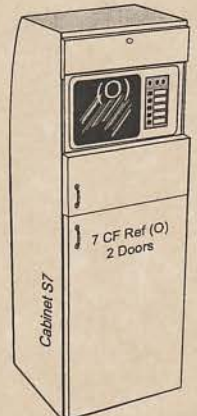
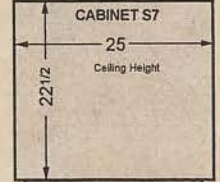
**GALLEY SD** The sink in this cabinet can be deleted for credit.



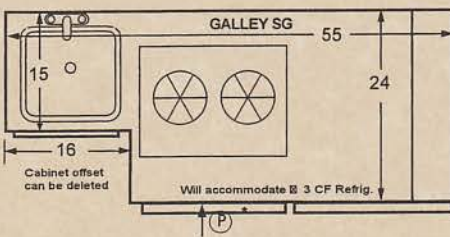
**CABINET S3** If desired, two drawers can locate in bottom. If no microwave space becomes storage.



**CABINET S4** If desired, drawers can locate in bottom. If no microwave space becomes storage.



**CABINET S7** The 7 CF (O) Refrigerator is not available for the standard height roof Sprinter.



\* Manual Flush

**Galley SG** Standard with RB-150S Standard Plan. If Standard Equip Stove is deleted a Microwave (O) can be installed. Standard Equip grey water tank is installed in cabinet rear. It's usually under the van.

**Note:** the cabinet offset is for the RB-50 bed space. The "offset" can be deleted if not needed to make sofa into a bed.

**MISC. CABINET INFO . . .**

Color indicates a counter top cabinet.

Color indicates a Tall cabinet.

Indicates Porta Potti (O) can stow bottom of this cabinet.

Indicates cabinet bottom can be fitted to van's wheel well.

(O) Additional Cost Option

**REFRIGERATOR** • A 3 CF Refrigerator is included with the Stand Equip Pkg. A 4 or 7 CF Refrigerator is optional.

**STOVE & PROPANE SYSTEM** may be deleted for credit.